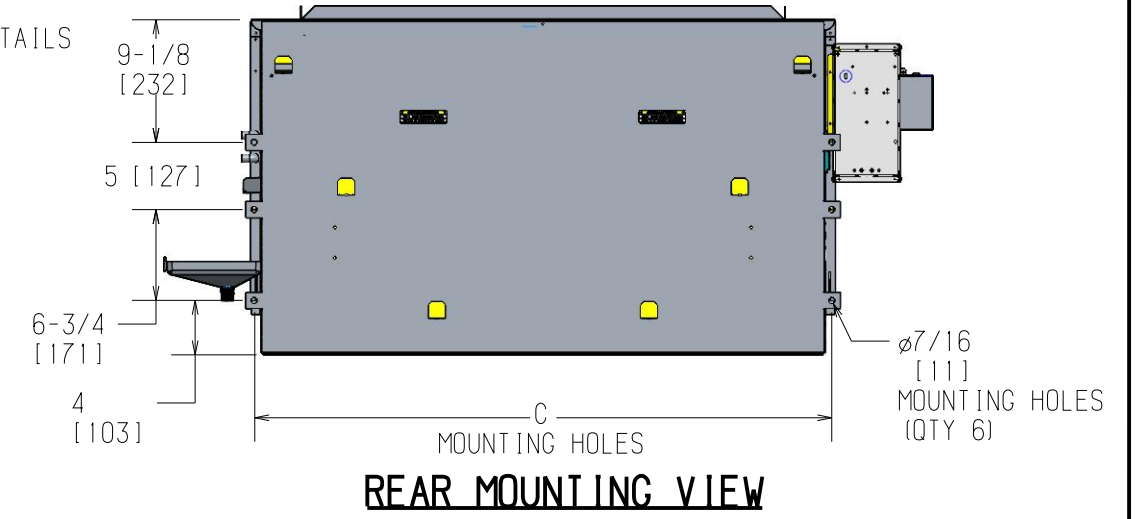
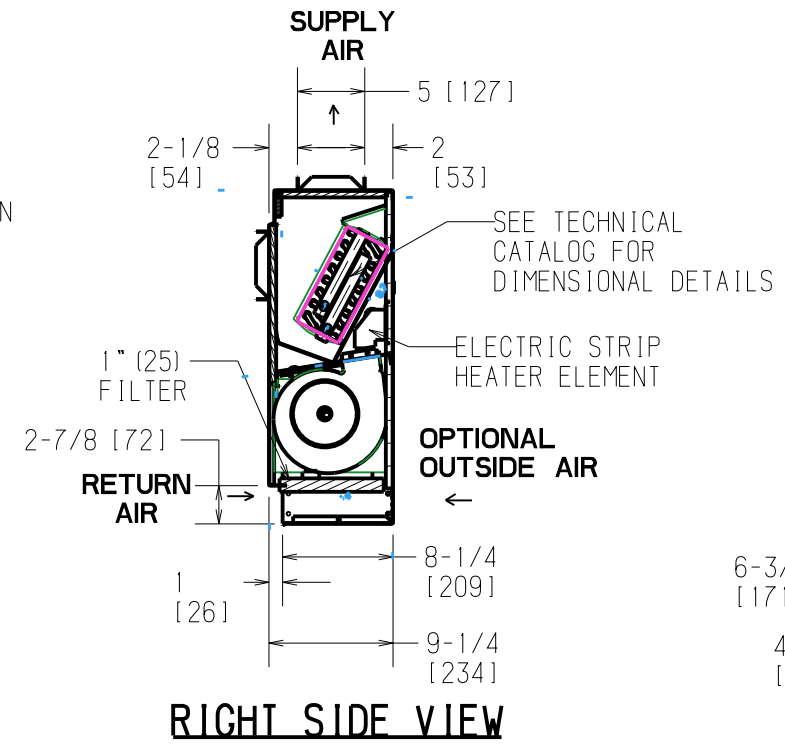
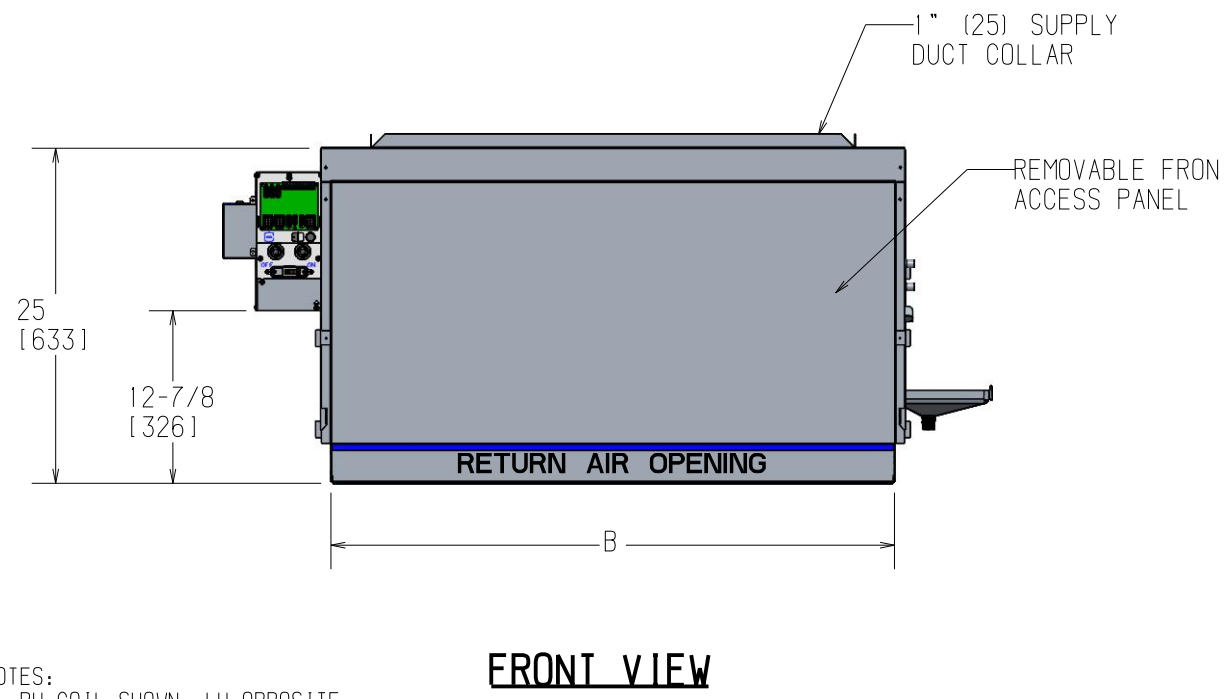
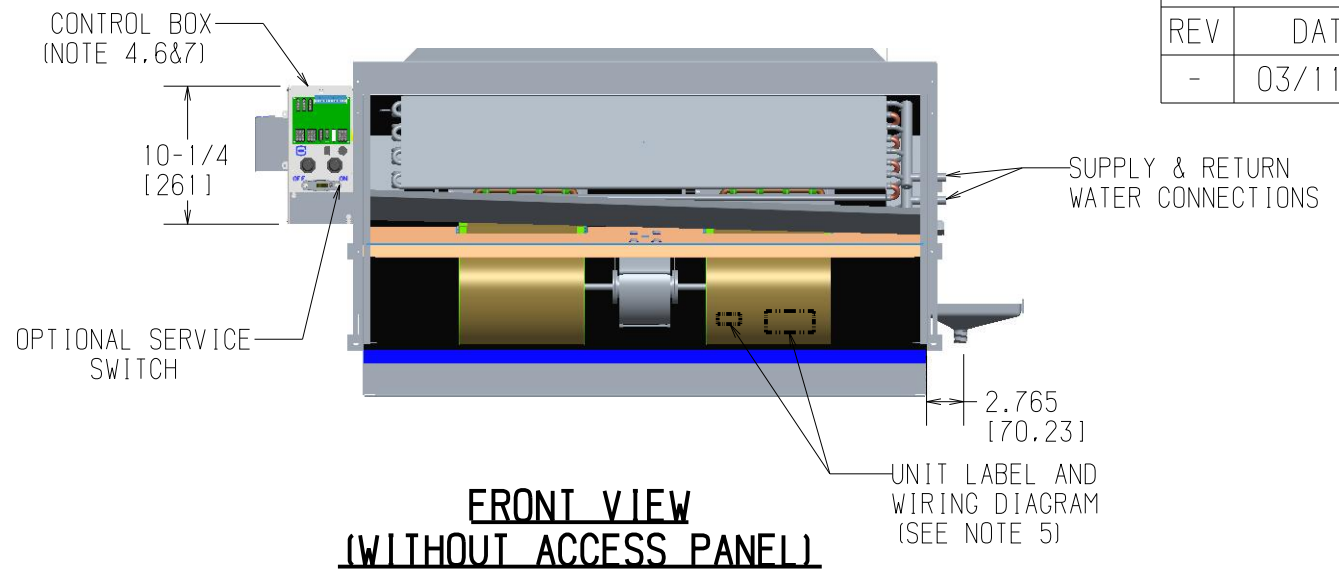
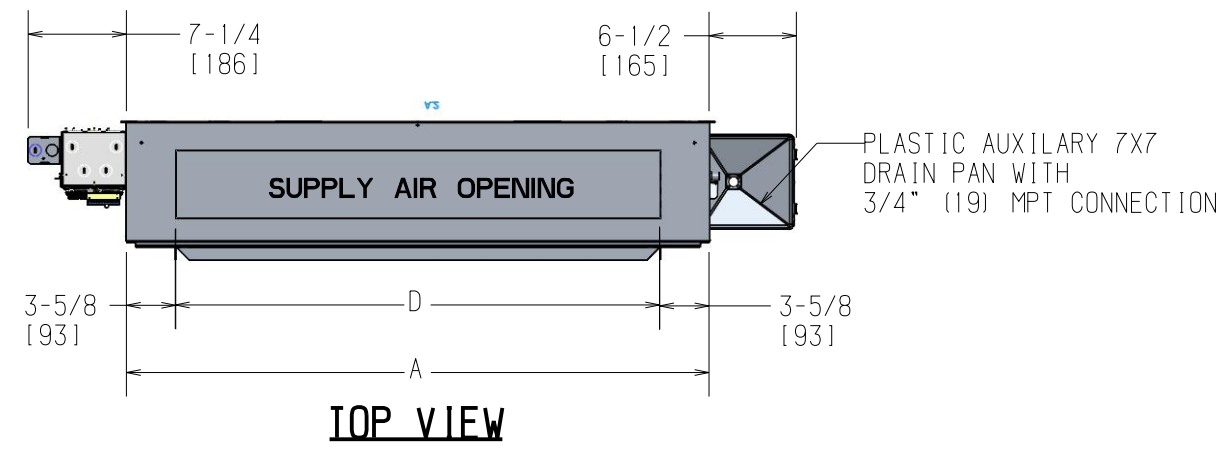


REVISION HISTORY		
REV	DATE	ECN
-	03/11/21	21-0295



- NOTES:
1. RH COIL SHOWN, LH OPPOSITE.
  2. ALL DIMENSIONS ARE +/- .25 (6). DRAWING NOT TO SCALE.
  3. PRODUCT SPECIFICATIONS ARE SUBJECT TO CHANGE WITHOUT NOTICE.
  4. CONTROL BOX SIZE AND POSITION MAY VARY (CONSULT FACTORY)
  5. POSITION MAY VARY.
  6. SERVICE ACCESS IS LOCATED ON THE FRONT OF THE CONTROL BOX.
  7. KNOCKOUTS ON THE BOTTOM AND SIDE OF THE CONTROL BOX FOR INCOMING POWER CONNECTIONS

Unit Model	Dimensions - Inches (Millimeters)				Quantity/Unit	
	A	B	C	D	Blower	Motor
FHC 02	23-1/2 (597)	22 (559)	23 (584)	16 (406)	1	1
FHC 03	23-1/2 (597)	22 (559)	23 (584)	18 (508)	1	1
FHC 04	33-1/2 (851)	32 (813)	33 (838)	26 (660)	2	1
FHC 05	33-1/2 (851)	32 (813)	33 (838)	26 (660)	2	1
FHC 06	43-1/2 (1105)	42 (1067)	43 (1092)	36 (914)	2	1
FHC 08	45-1/2 (1156)	44 (1118)	45 (1143)	38 (965)	2	1
FHC 10	59-1/2 (1511)	58 (1473)	59 (1499)	52 (1321)	4	2
FHC 12	67-1/2 (1715)	66 (1676)	67 (1702)	60 (1524)	4	2

TITLE				VERT CLASSIC HIDEAWAY TOP SPLY ELECTRIC HEAT			
DWC NO				1100-90044331			
DRAWN				DATE		APPROVED	
J. FUSON		03/20/12		J. GRAVES		DATE	
				REV			
				-			
				DATE			
				03/20/12			